


# GRW 21 / 24



## Pneumatic tyred roller

- ▶ Two point steering, high stability
- ▶ 1:1 pressure distribution and equal weight distribution on each tyre
- ▶ Overlap of wheels 50 mm on each side
- ▶ Good manoeuvrability, easy to operate, excellent service ability
- ▶ Hydrodynamic transmission, smooth and jerk-free driving. No chain drive!
- ▶ High reliability
- ▶ Several ballast variations

TECHNICAL DATA	GRW 21	GRW 24
----------------	--------	--------

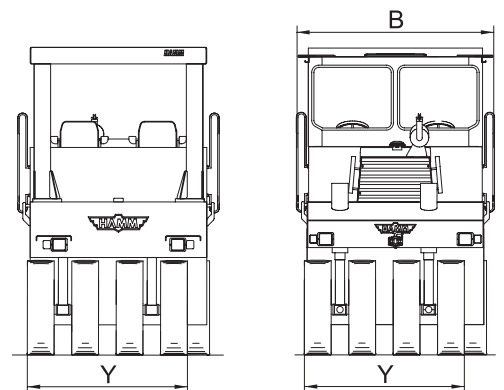
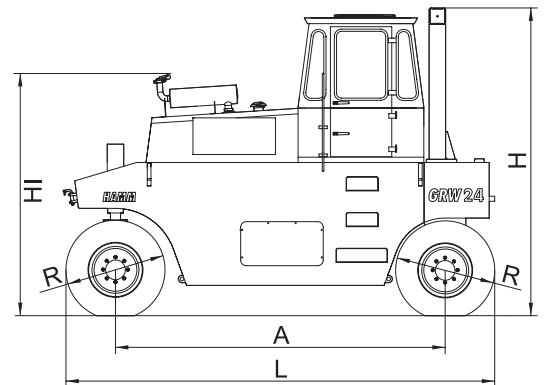
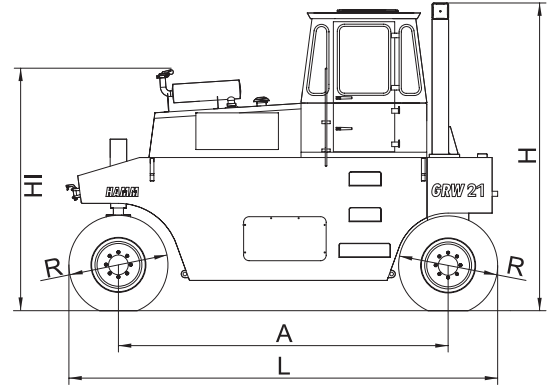
Weights			
Basic weight no cab, without ROPS	kg	20675	23675
Operat. weight with cab, with ROPS	kg	21370	24370
Maximum weight	kg	28000	28000
Axle load, front/rear	kg	10125/11245	11625/12745
Load per tire, front/rear	kg	2531,25/2811,25	2906,25/3186,25
Machine dimensions			
Max. working width	mm	1986	1986
Turning radius, inside	mm	5900	5900
Size of tires, front/rear		11.00-R20/11.00-R20	11.00-R20/11.00-R20
Diesel engine			
Manufacturer		DEUTZ	DEUTZ
Type		TCD 2012 L04 2V	TCD 2012 L04 2V
Number of cylinders		4	4
Power rat. ISO 14396, kW/PS/rpm		85,0/115,6/2300	85,0/115,6/2300
Power rating SAE J1349, kW/HP/rpm		85,0/113,9/2300	85,0/113,9/2300
Drive			
Hydrodynamic drive		rear	rear
Speed, working gear	km/h	0-5,2/0-11,5	0-5,2/0-11,5
Speed, transportation gear	km/h	0-21,2	0-21,2
Climbing ability, with/no ballast	%	25/35	25/35
Steering			
Steering, type		Two-point steering	Two-point steering
Steering, actuation		hydrostatic, steer. wheel	hydrostatic, steer. wheel
Steering lock +/-	Grad	30	30
Oscillation angle +/-	Grad	4	4
Brake system			
Service brake, mode of action		Internal shoe brake	Internal shoe brake
Service brake, actuation		Foot brake pedal	Foot brake pedal
Parking brake, mode of action		Belt brake	Belt brake
Parking brake, actuation		Hand brake lever	Hand brake lever
Emergency brake, mode of action		Belt brake	Belt brake
Emergency brake, actuation		Hand brake lever	Hand brake lever
Sprinkler system			
Water sprinkler, type		Pressure	Pressure
Actuation, sprinkling		manual	manual
Water tank, capacity	Ltr.	750	750

**Equipment**  
 Driver stand with access from both sides, hydraulically damped, adjustable seat, right-hand drive, instrument panel including hour meter and controls, 2 working mirrors. Lighting according to German Road Regulation, 2 working lights.

**Optional**  
 Fully enclosed comfort cabin, 2 lock-up doors, fan, sun visor, inside rear-view mirror, stowage shelves, front and rear windscreen wiper, edge cutter, tire heater, winter aprons, dual controls, water pump for filling, heater, sun top, noise insulation, ROPS, safety belt. Automatic tire inflation system: from the driver cabin tire pressures can be rapidly set from 1.5 to 8 bars by a compressor during rolling. Tires inflated by external hose and pressure gauge. Engine 2012C.

Further data on request / subject to change

GRW 21 - Pneumatic tyred roller  
 GRW 24 - Pneumatic tyred roller



		GRW 21	GRW 24
Total length	L	4745	4745
Width	B	2160	2160
Total height	H	3355	3355
Wheel base	A	3595	3595
Width over tires	Y	1744	1744
Diameter of tires	R	1070	1070
Height loading, min.	HI	2630	2630